

# Hotel & Car Maps / Maps - Go! Script

## Overview

---

**Introduction** This document contains an overview of the Worldspan Hotel & Car Maps / Maps - Go! Script available to users on Worldspan Go! Res.

---

**File name**

All Script Name	Brief Description
ZG_HotelMaps ZG_Maps	Hotel & Car Maps / Maps - Go! (also named Maps / Hotel & Car Maps – Go!) accesses area maps for selected hotel properties, car rental locations, and other addresses in North America and Eurpoe. Two names have been provided for this script due to the dual functionality and familiarity.

---

**Need Help?** Click on the link below to submit a question or issue to the Worldspan Help Desk: <http://www.worldspan.com>, then select the Help Desk Support link from the menu on the left.

---

**Overview** Hotel & Car Maps / Maps - Go! enables a user to access an area map of selected hotel properties or car rental locations in North America and Eurpoe. The script pulls the address information supplied by the hotel vendors in the Hotel Detail of the selected property and from the car rental list or segment in Worldspan Go! Res. Access options include:

- Hotel List or Availability List
- Hotel Property Code
- Hotel Detail display
- PNR hotel segment
- Car Rental List or Availability List
- PNR car rental segment

When a Hotel or Car Detail or Hotel Availability is displayed prior to launching the script, the script will dynamically go straight to the map of that property. Addresses can also be entered manually to access a single location area map.

The Hotel & Car Maps / Maps - Go! script opens another instance of the browser for each map request, leaving Go! Res intact. Select the 'X' at the top right of the map to close that browser instance.

Other regions are forthcoming and will be added to the script.

---

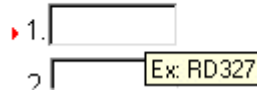
# Operating Instructions

---

## Script Conventions

- Go! Res and scripts are designed to operate in a full screen. With the cursor active in the script area, press <F11> to shrink the toolbar at the top of the screen. Then right click on the small icon toolbar and click on auto hide to display Go! Res and scripts as full screen.
- In Go! Scripts, mandatory fields are indicated by a red ► arrow. The black ▼ indicates a drop down list is available for applicable choices for the input box or the ability to scroll for more information.
- Many fields are on-click events, which means the user must click in a field before the field appears as mandatory or takes on other properties (e.g., additional input fields).
- In some cases, tabbing through a form bypasses the mandatory indicator for a field, leaving it blank results in an error (see Errors).
- Most input fields have examples of the requested information in a tool tip. A tool tip quickly appears when the pointer pauses over a button or field (mouse-over).

### Enter Property Code(s):



- Script forms may contain fields with conditions that would disable other fields and/or buttons (e.g., clicking on Alliance Availability Option disables the 8 and 24 classes of service Availability Display Options, or leaving a field blank disables other fields pertaining only to that blank field).
- The Enter key may be used throughout the scripts with the exception of pop-up boxes and the calendar.

---

## Need to Know

Worldspan Res has provided the capability to pause and resume ScriptPro scripts using the keystroke combinations <Ctrl>W and <Ctrl>R. Worldspan Go! Res cannot retain all the previous default keystrokes due to the browser defaults. The left side (terminal emulator/Go! Res) has retained some of the Worldspan Res keystroke defaults. If the focus is in the terminal emulator/Go! Res side, <Ctrl>W pauses a ScriptPro script and <Ctrl>R resumes a ScriptPro script. The right side of the window (Index/Go! Res scripts) takes on the Browser/Windows keystroke and local macro defaults. HOWEVER, when the focus is in the right side/Go! Script/Index/Tools area, the <Ctrl>R may cause a Microsoft Internet Explorer error and throw the user out of the product or launch a macro, while the <Ctrl>W shuts down the product. It is important to check the focus prior to using keystroke combinations. To move the focus, click on the right or left side.

*Continued on next page*

## Operating Instructions, Continued

---

### Access

From Worldspan Go! Res:

- Access the script from the Misc Tab in the Script Index
  - Select Maps / Hotel Maps - Go! to launch the script
- 

### Main Form

The main form enables the user to select hotel or car rental location and access an area map from selections in Worldspan Go! Res displays. Select the applicable region, North America or Europe. Select Car rental locations to display car map options. Select Any Address to enter an address not in Res. Select the desired language to be used when driving directions will be needed from the map. Select the Map button at the bottom to access the area map of your hotel selection(s). The Clear button removes information in the fields. The Exit button exits out of the script to display the Script Index.

#### Hotel & Car Maps / Go! Maps

Address In:

▶  North America  Europe

Map for:

▶  Hotel  Car rental location  Any Address

#### Map hotel from a Worldspan...

- Hotel List
- Hotel Property Code
- Hotel Availability display
- Hotel Detail display
- PNR hotel segment

#### Enter Hotel List number(s):

▶

Language:  ▼

Map

Clear

Exit

---

*Continued on next page*

## Operating Instructions, Continued

---

### Hotel Main Form

Select the corresponding option to the display in Res. Enter the List or segment number(s), or the property codes. Up to four properties may be selected from Hotel List and Property Codes. Select the Map button at the bottom to access the area map of your hotel selection(s).

#### Hotel & Car Maps / Go! Maps

Address In:

▶  North America  Europe

Map for:

▶  Hotel  Car rental location  Any Address

#### Map hotel from a Worldspan...

- Hotel List
- Hotel Property Code
- Hotel Availability display
- Hotel Detail display
- PNR hotel segment

#### Enter Hotel List number(s):

▶

Language:  ▼

Map

Clear

Exit

---

*Continued on next page*

## Operating Instructions, Continued

---

**Car Main Form** Selecting Car rental location dynamically changes the form to the following. Select List or Segment and indicate the list/line number to process an area map of the location selected.

### Car Rental Location Maps

Address In:

▶  North America  Europe

Map for:

▶  Hotel  Car rental location  Any Address

#### Map rental location from a Worldspan...

Car availability/list (CRA/CRL)

PNR car segment

**Enter availability/list line number:**

▶

Language:  ▼

Map

Clear

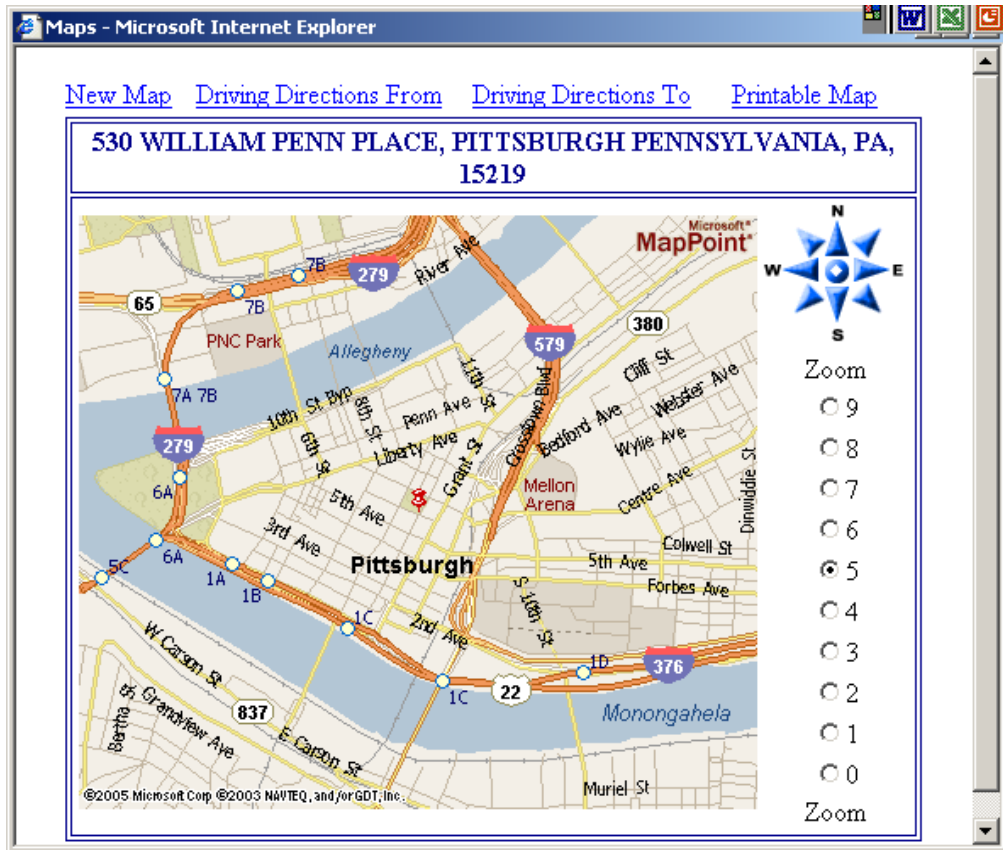
Exit

---

*Continued on next page*

# Operating Instructions, Continued

**Single Selection** The response for all options containing a single selection is a map with a red pin indicating vicinity of the property location. The address is displayed for verification. The Zoom feature indicates the map level and features from MapPoint are also provided.

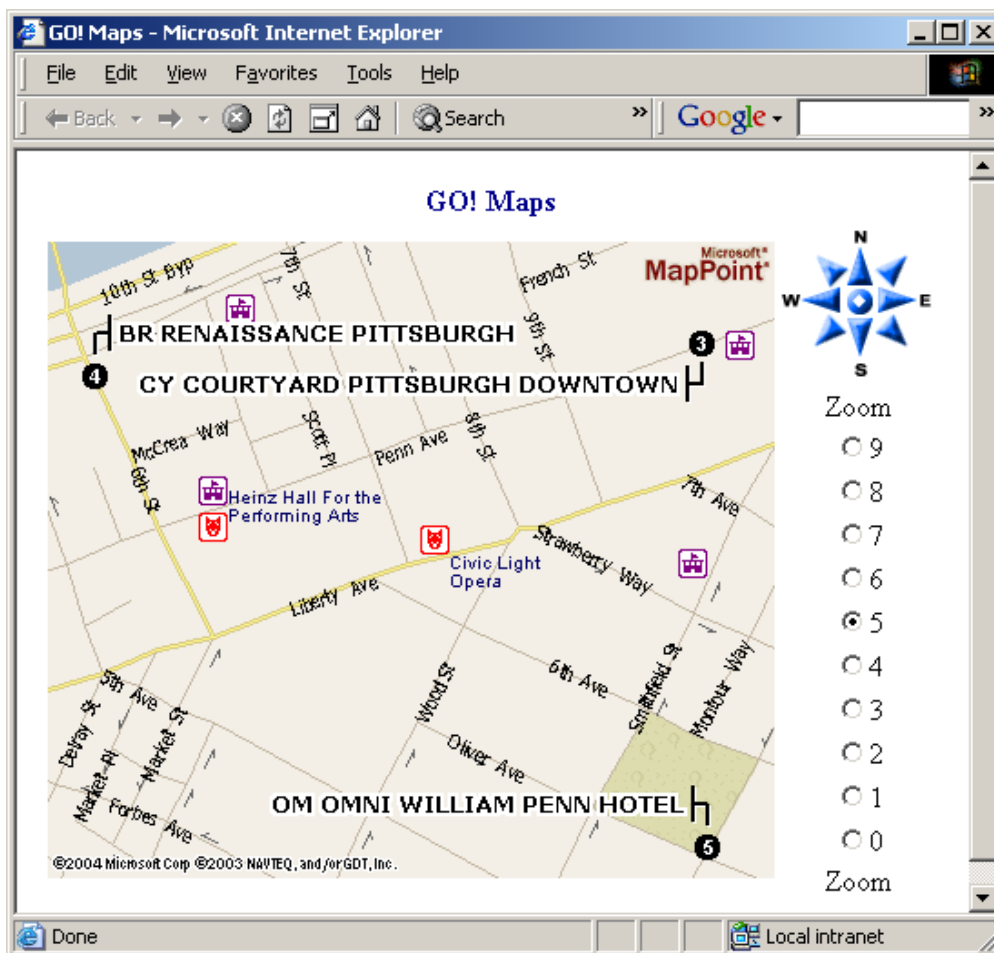


*Continued on next page*

## Operating Instructions, Continued

### Multiple Hotel List Selections

Multiple selections using the option for Hotel List in the U.S. return a map with the hotel name with a black dot containing the corresponding line numbers. The map returns to the right of the screen to enable a comparison of the numbers to the Hotel List.



*Continued on next page*

## Operating Instructions, Continued

---

**Property Code** Worldspan Property codes are 2-letter chain codes followed by 2-5 characters and are found in Hotel Detail. They are also in a Hotel List when the Hotel Default is set-up to display the Property Code. Enter one to four property codes for U.S. properties and one code for all other properties. Each property code field is numbered and these numbers correspond with the location numbers on the Map.

### Hotel & Car Maps / Go! Maps

Address In:

▶  North America  Europe

Map for:

▶  Hotel  Car rental location  Any Address

#### Map hotel from a Worldspan...

- Hotel List
- Hotel Property Code
- Hotel Availability display
- Hotel Detail display
- PNR hotel segment

#### Enter Property Code(s):

▶ 1.   
2.   
3.   
4.

Language:  ▼

---

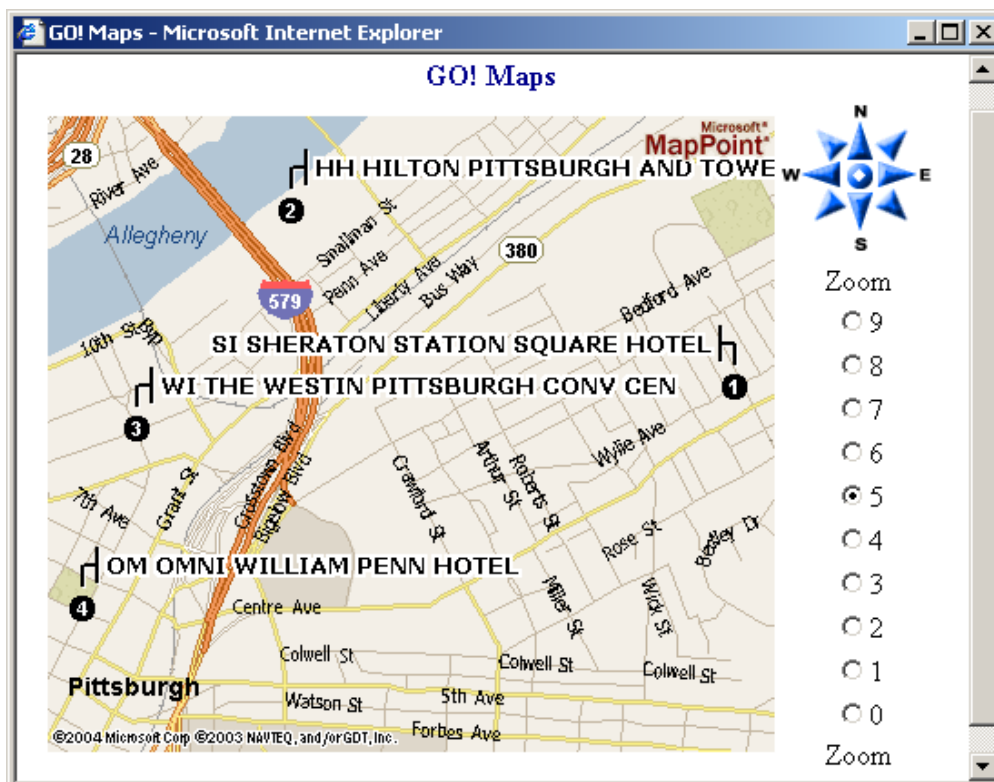
*Continued on next page*



## Operating Instructions, Continued

### Multiple Property Code Selections

Multiple selections using the option for Property codes in the U.S. return a map with hotel names and black dots containing the corresponding field numbers. The map returns to the left of the screen to enable a comparison of numbers in the form on the right.



### Alternate Properties

When requesting availability for a participating Hotel Source property, the sold out property may list alternate available properties. The property codes are included and can be used to access an area map. Keep in mind each participating chain returns the alternate information differently in their display, the following is an example highlighting the property codes:

```
>>HA2/D05FEB09FEB1
PROPERTY NOT AVAILABLE $HI$
Q-HI2704 HOLIDAY INN           - N ORLS-METARE   - 7 MI NW
Q-HI3717 HOLIDAY INN           - N ORLNS-DOWNTWN - 6 BL S
Q-HI2721 HOLIDAY INN           - N ORLS-FRENCH Q - 3 BL S
-HI2801 HOLIDAY INN EXPRESS    - MSY-JAZLND AREA - 7 MI W
-HI1637 HOLIDAY INN           - N ORLS LA-WEST  - 5 MI S
$HI$
ENTER HNP- FLWD BY PROP CODE AND OPTIONS TO BOOK
ENTER HAP- FLWD BY PROP CODE AND OPTIONS TO DISPLAY AVAIL
>
```

*Continued on next page*

## Operating Instructions, Continued

---

**Non U.S. Hotel** When selecting a non-U.S. property, the following form displays the address from Hotel Detail to provide an opportunity to modify for accuracy. Each country needs different information to process a map and information can vary in the Hotel Detail since it is provided by the Hotel associates. The Back button displays the initial main form.

### Hotel Maps

 **Address formats vary by country.**

Address In:

North America  Europe

**Editing data may be required!**

Street address:

30 CARLTON STREET

City:

TORONTO ON

ZIP Code:

M5B 2E9

Country:

CA

Language: English

Map

Clear

Back

Exit

---

*Continued on next page*

## Operating Instructions, Continued

---

### Multiple Non U.S. Hotels

When multiple non-U.S. properties are requested from the list or property codes, the following form displays with a Verify Next Address button. This enables the opportunity for each address to be verified. Once all selections have been verified, the Map button appears.

#### Hotel Maps

 **Address formats vary by country.**

Address In:

North America  Europe

**Editing data may be required!**

Street address:

47 WELBECK STREET

City:

LONDON ENGLAND

ZIP Code:

W1G 8DN

Country:

GB

Language: English

Verify Next Address

Clear

Back

Exit

---

*Continued on next page*

## Operating Instructions, Continued

---

### Availability

This option processes dynamically when the Hotel Availability is displayed prior to launching the script. The script reads the buffer as it is launching and processes the address information immediately to MapPoint. Once the script has been launched, display availability, select Hotel Availability, and then the Map button.

### Hotel Maps

Address In:

▶  North America  Europe

Map for:

▶  Hotel  Car rental location  Any Address

#### Map hotel from a Worldspan...

- Hotel List
- Hotel Property Code
- Hotel Availability display
- Hotel Detail display
- PNR hotel segment

#### Verify Hotel Availability is displayed.

Language:  ▼

Map

Clear

Exit

---

*Continued on next page*

## Operating Instructions, Continued

---

### Detail

This option processes dynamically when the Hotel Detail is displayed prior to launching the script. The script reads the buffer as it is launching and processes the address information immediately to MapPoint. Once the script has been launched, display the detail, select Hotel Detail display, and then select the Map button.

### Hotel Maps

Address In:

▶  North America  Europe

Map for:

▶  Hotel  Car rental location  Any Address

#### Map hotel from a Worldspan...

- Hotel List
- Hotel Property Code
- Hotel Availability display
- Hotel Detail display
- PNR hotel segment

#### Verify Hotel Detail is displayed.

Language:  ▼

Map

Clear

Exit

---

*Continued on next page*

## Operating Instructions, Continued

---

### PNR Hotel Segment

A PNR must be displayed prior to selecting this option. Consider displaying the itinerary (\*I), or better yet – only the hotel segments (\*IH) to help isolate the hotel segment to map. Select PNR hotel segment, enter the segment number, and then select the Map button.

#### Hotel Maps

Address In:

▶  North America  Europe

Map for:

▶  Hotel  Car rental location  Any Address

#### Map hotel from a Worldspan...

- Hotel List
- Hotel Property Code
- Hotel Availability display
- Hotel Detail display
- PNR hotel segment

**Enter segment number:**

▶

Language:  ▼

Map

Clear

Exit

---

*Continued on next page*

## Operating Instructions, Continued

---

### Map Any Address

Select Any Address from the main form to manually enter an address. Reasons to use this option for a map include the delivery address in the PNR, the meeting location for the client, the attraction location from Hotel Reference Points, and an off-site car rental location.

#### Go! Maps

Address In:

North America  Europe

Street address:

1011 PENN AVENUE

City:

PITTSBURGH

State/Province:

PENNSYLVANIA

ZIP Code:

15222

Country:

US

Language: English

Map

Clear

Back

Exit

---

*Continued on next page*

## Operating Instructions, Continued

---

### Errors

Mandatory fields must be populated for the script to continue. The script displays a red message on the top of the form and often places the cursor in the impacted field. Complete the missing data and select Map.

#### Hotel Maps

 **Invalid data entered for segment/list number.**

Address In:

▶  North America  Europe

Map for:

▶  Hotel  Car rental location  Any Address

#### Map hotel from a Worldspan...

- Hotel List
- Hotel Property Code
- Hotel Availability display
- Hotel Detail display
- PNR hotel segment

**Enter Hotel List number(s):**

▶

Language:  ▼

---

*Continued on next page*



## Operating Instructions, Continued

---

### Errors, cont.

Hotel Maps / Maps - Go! processes information using Res window 10. In the following example, a Hotel Detail was not displayed prior to selecting the Hotel Detail Display option. The error in the form directs the user to view Res window 10 that has been brought to the foreground to see the Worldspan response “A DETAIL DISPLAY MUST EXIST.” Select the appropriate Res Tab to return to your previously focused Res window, display the Hotel Detail and select Map.

#### Hotel & Car Maps / Go! Maps

 **Unable to locate Hotel Detail. See system response in Res 10.**

Address In:

▶  North America  Europe

Map for:

▶  Hotel  Car rental location  Any Address

#### Map hotel from a Worldspan...

- Hotel List
- Hotel Property Code
- Hotel Availability display
- Hotel Detail display
- PNR hotel segment

#### Verify Hotel Detail is displayed.

Language:  ▼

Map

Clear

Exit

---

### Quit

To quit or stop the script, either click on the Exit or Index Button to return to the main script index or stop inputting information in the form box and use manual entries in Go! Res.

---

### Revisions

1/05 – Updated Need Help information and changes due to MapPoint.

---