

# ScriptPro

## Multiple Ticket Invoicing Script

### Overview

---

**Introduction** This document contains an overview of the Worldspan Multiple Ticket Invoicing Script available to users on Worldspan Go! Res.

---

**File name**

File (Script) Name	Brief Description
Z4INVOICE	Reads the DDL for ticket information, creates invoice remarks, and generates one invoice for multiple tickets.

---

**Need Help?** Click on the link below to submit a question or issue to the Worldspan Help Desk: <http://www.worldspan.com>, then select the Help Desk Support link from the menu on the left.

---

**Overview** The script adds an invoice remark which includes validating airline code, ticket number and total for each ticket issued on the current day for the displayed PNR. The script uses the DDL (Daily Document Log) to retrieve the ticket information for the PNR.

---

# Operating Instructions

---

## Script Conventions

- Mandatory fields are indicated with burgundy text.
- A black arrow pointing down indicates a drop down list is available for applicable choices for the input box, or the ability to scroll for more information.
- Some dialog boxes may contain input fields with conditions that would disable other fields and/or buttons (e.g., selecting a Move option will disable the ability to select specific Rule Categories to view, or leaving a field blank disables other fields pertaining only to that blank field).
- In a list where the choices are Yes or No, leaving the field blank is also No.
- Use the <Tab> key to move in order to each input field. Use <Shift><Tab> to move in reverse order. Or use the mouse to click on the needed input field.
- Some fields contain a “hot key.” This is an underlined letter. Pressing the <Alt> key and the underlined letter together will move the cursor directly to that input box.
- The <Enter> key may be used in place of the OK button.
- The <Esc> key may be used in place of the Exit button.

---

## Need to Know

Previously, Worldspan Res had provided the capability to pause and resume ScriptPro scripts using the keystroke combinations <Ctrl>W and <Ctrl>R. Go! Res cannot retain all the previous default keystrokes due to the browser defaults. The left side (terminal emulator/Go! Res) has retained some of the Worldspan keystroke defaults. If the focus is in the terminal emulator/Res side, <Ctrl>W pauses a ScriptPro script and <Ctrl>R resumes a ScriptPro script. The right side of the window (Index/Go! Res scripts) takes on the Browser/Windows keystroke and local macro defaults. HOWEVER, when the focus is in the right side/Go! Script/Index/Tools area, the <Ctrl>R may cause a Microsoft Internet Explorer error and throw the user out of the product or launch a macro, while the <Ctrl>W shuts down the product. It is important to check the focus prior to using keystroke combinations. To move the focus, click on the right or left side.

---

*Continued on next page*

## Operating Instructions, Continued

---

### Access

From Worldspan Go! Res:

- Access the script from the Price Tab in the Script Index
- Select Multi Ticket Invoicing to launch the script

Or:

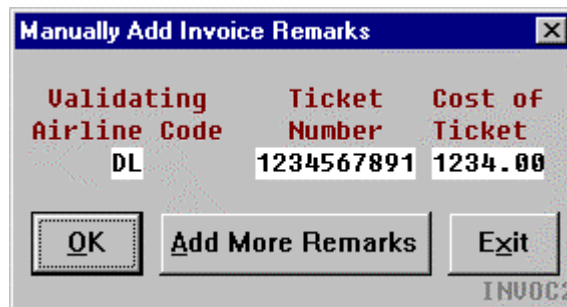
- Access the ScriptPro menu in Res by pressing <Ctrl>S,
  - Type z4invoice.csl or scroll and highlight
  - <Enter>
- 

### Requirements

- DDL must be activated before the script can be used.
  - Void any tickets in the DDL that should not be included on the invoice prior to running the script.
- 

### Manually Add Invoice Rmks

When no multiple ticket itinerary remarks are there in the PNR, the user will be prompted to manually add the remarks.



*Continued on next page*

---

## Operating Instructions, Continued

---

**Invoice  
Remarks**

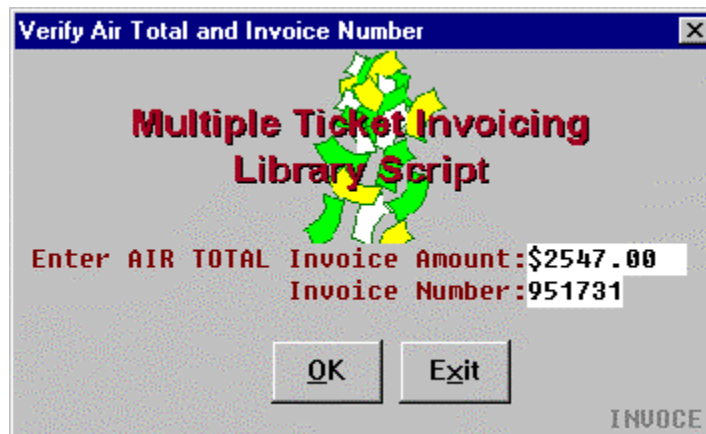
Issue any desired tickets prior to running the script. The script reads the DDL for the current ticket information and creates the invoice remarks. The invoice remarks are automatically associated to the last segment, example below.

```
M- 1.IR----- #S4
    2.IR-TICKET-DL 1014710670....$373.00 #S4
    3.IR-TICKET-DL 1014710671....$868.00 #S4
    4.IR-TICKET-DL 1014710672....$321.00 #S4
    5.IR-TICKET-DL 1014710673....$985.00 #S4
    6.IR----- #S4
```

---

**Invoice  
Number and  
Total**

The script totals the amounts in the invoice remarks and reads the first invoice number issued in the PNR ticketing information (\*TK). The user should verify the total and the invoice number override as shown below.



Select OK to issue the invoice.

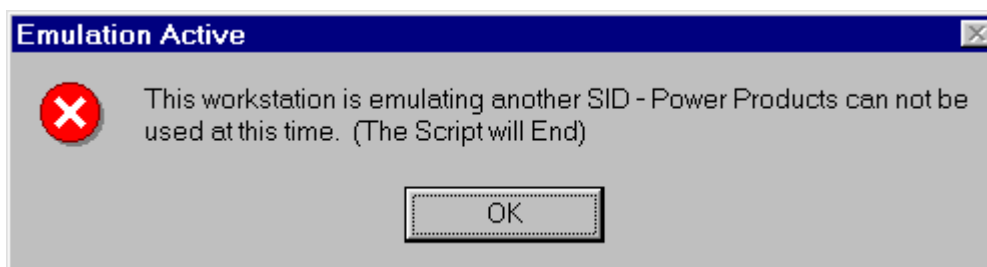
---

*Continued on next page*

## Operating Instructions, Continued

---

**Error Message** The following examples of error messages may appear in the Multi Ticket Invoicing script.



---

**Quit** To quit or stop the script, click on the Exit or the Index Button to return to the main script index, or stop inputting information in the dialog box and use manual entries in Go! Res.

---

**Revisions** 01/05 – Removed reference to WfW.

---